

i2 Analyst's Notebook Refresher and Upgrade to V9 & V10 Course Overview

Level 2 – Progression

Duration: 1 or 2 days

Class size: A maximum of 10 (classroom) and 8 (online)

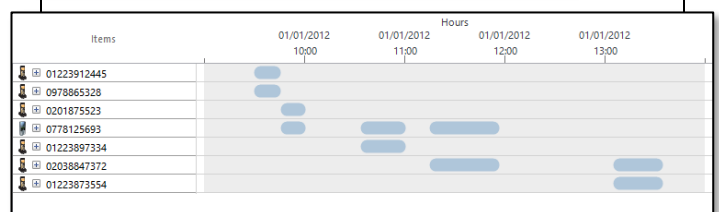
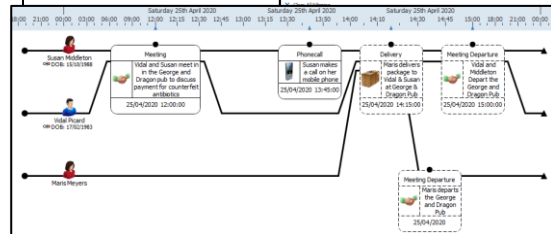
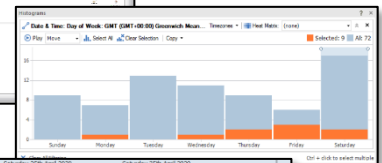
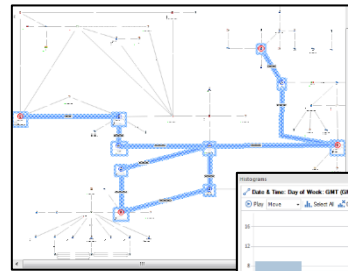
"I have been using Version 9 for a while now, but I struggle to find what I want and I'm sure I'm missing loads of great new ways of doing things."

What skills will you gain?

- Understanding of how the V9+ interface works and was intended to be used
- Confidence that you understand how to structure a chart for use with V9+'s analysis tools
- New ways of working with date and time information, especially where there is an event with duration
- Quicker and more efficient ways of working with V9+'s Selection tools and shortcuts

Course Content

- Using the new user interface with confidence
- A recap of how to structure charts including Timeline or Sequence of Event charts:
 - Representation
 - Types
 - Identity
 - Attributes
 - Date and Time
- New powerful Selection tools
- New easy ways to Copy Chart Items
- Analysing Date, Time, and Duration events with the Activity View
- Find Connecting Network
- Identify key Entities using List Most Connected
- Improvements to the Importer including:
 - Changes to Column Actions for standardising data
- Saving a Redacted Copy of a chart
- You will refresh your knowledge on a variety of topics including:
 - Bar Charts and Histograms
 - List Items
 - Conditional Formatting



Objectives

By the end of the course delegates will be able to:

- Use the new interface to access both the analytical and style features of i2 Analyst's Notebook.
- Refresh your knowledge and learn about some of the new functionality that has been incorporated into the latest versions of Analyst's Notebook.

Course Delivery – what can you expect?

All of our courses are delivered by our own, in-house, highly experienced trainers, who specialise in training i2 software. We believe that to learn software effectively you need access to a friendly and professional training environment where you have the maximum time spent hands-on using the software; where questions and discussion are encouraged, and that makes you think about how anything you learn will be applied back at work.

What data will you use?

Our training uses sets of training data that we have created to look and feel familiar. We will never ask you to use or provide examples of your real data or be in a position to access it. You will use an array of example training data, such as:

- Intelligence including: People, Locations, Telephones, Accounts, Organisations, Vehicles
- Excel Spreadsheets: including Call Data

Is this the right course for you?

This course is aimed at:

- Those who have already attended a Level 1 - Foundation Course
- Self-taught, or informally taught, regular users
- Those who want to refresh their knowledge

Prerequisites

You must be familiar with some basic Analyst's Notebook functions. All courses are conducted in English so you should have a good understanding of spoken and written English. Please note translators can be used on closed courses.

Where Next?

- Any Analyst's Notebook Level 2 – Progression Course

If you use iBase as well, then following the iBase Standard Course (Level 1 – Foundation), we recommend:

- Using iBase With Analyst's Notebook Course (Level 2 – Progression)

If possible, we recommend that you use the software for a few months before taking the additional courses. This will give you time to apply what you have learnt from this course and maximise the benefit of the courses.

Technical Requirements (Online Courses Only)

Our online courses are run using virtual machines, with everything you need provided in a secure and straightforward environment. For the best experience you will need to install the following:

1. Amazon WorkSpaces Client
2. Zoom Client

It is a simple process, and we will send all the relevant links and details on how to do this. These need to be installed before the course.

You could use your own personal computers to attend this training as we provide the i2 software and course materials. This is an option being used by customers where IT policy prevents them installing the Amazon WorkSpace and Zoom client software on work computers.

Please note that we reserve the right to amend certain aspects of the course as published in this overview including, but not limited to, maximum class size, course content, technical requirements. If you have any questions about the specific course you book please contact us.