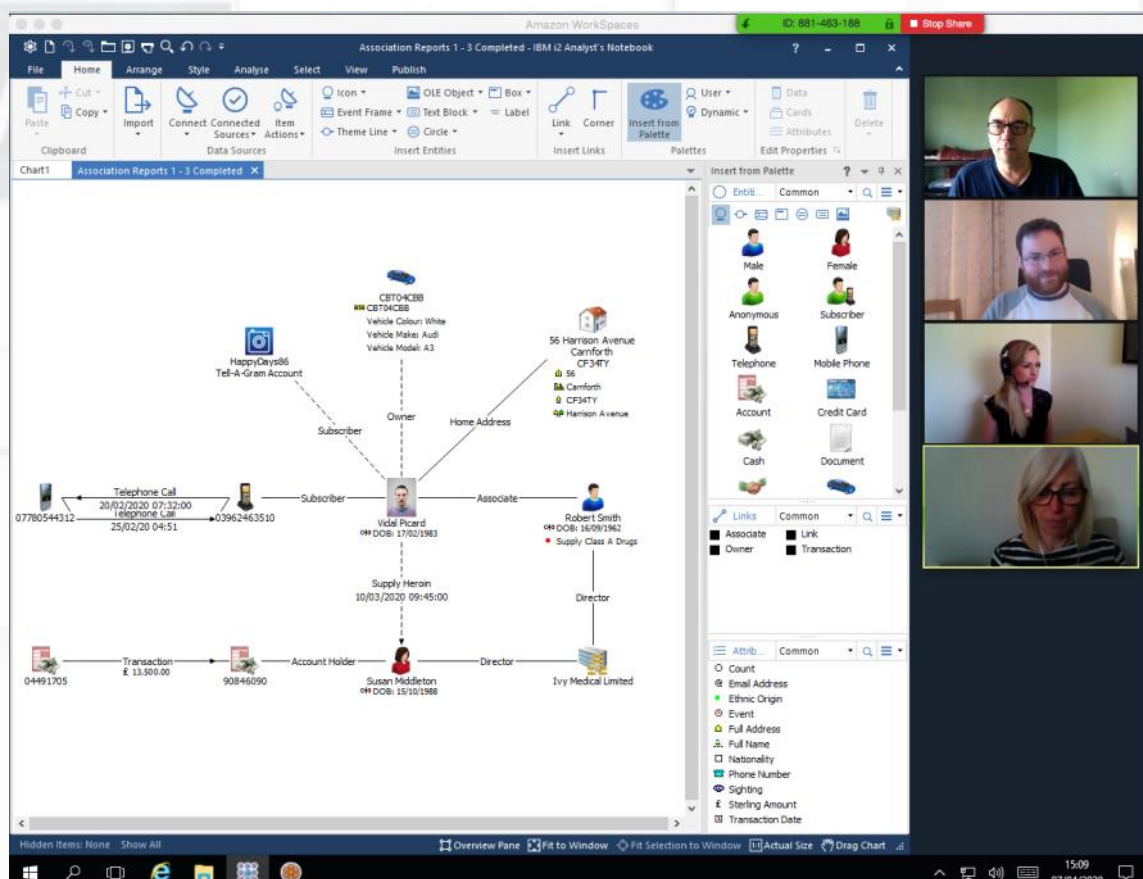


NOW AVAILABLE LIVE ONLINE TRAINING:



This Issue

Team News

Page

2

Featured Online Course

Analyst's Notebook Creating An Association Chart

3

Online Course Schedule

4

Newsletters and a YouTube Link: <http://shortestpathtraining.co.uk/newsletter/>

Sign up to our mailing list to receive new releases via email: info@shortestpathtraining.co.uk

Team News

Welcome

Normally, we produce a newsletter every 3-4 months—however as things have changed for all of us so quickly we thought we would share our news with you swiftly. As a result, our Newsletter is shorter than usual. We will be producing a fuller edition in a few months.

Meanwhile, do visit us on LinkedIn where we regularly post nifty Tips & Tricks.

<https://www.linkedin.com/company/8987529>

Big Changes

Like most people, we are experiencing the need to work in very different ways from before. We are following the UK Government's advice and as such are working from home. It's meant a steep learning curve for us all as we learn how to work and keep in touch using technology in new ways.

We wish you all well and hope you are managing as best you can and please don't forget the SPT Team are still here to help you with questions around training and using the software.

Response to Covid-19

In the light of the Covid-19 crisis and in line with Government regulations, we have suspended our classroom training until further notice.

New Online Training

To help you get started as a new user or to continue updating your knowledge of the software. We have developed a set of live online training modules for Analyst's Notebook and iBase. The first module starts on the 22nd April. To make it easy to fit modules into your working day, the first set are each 2 hours long.

As all of these current modules are CPD accredited, you can continue to earn points even if you are working from home.

Introduction to Analyst's Notebook

- Powerful and flexible:
 - Analysis
 - Presentation
 - Association (network)
 - Timeline Charts

The slide displays a complex network diagram with nodes and connecting lines, representing an association network. A timeline chart is also visible on the left side of the slide.

These are interactive modules with a Trainer online every step of the way. They will support you with hands on training just as if you were in one of our classrooms!

You will have the option to interact with the trainer and other delegates live during training or if you prefer you can post questions using chat.

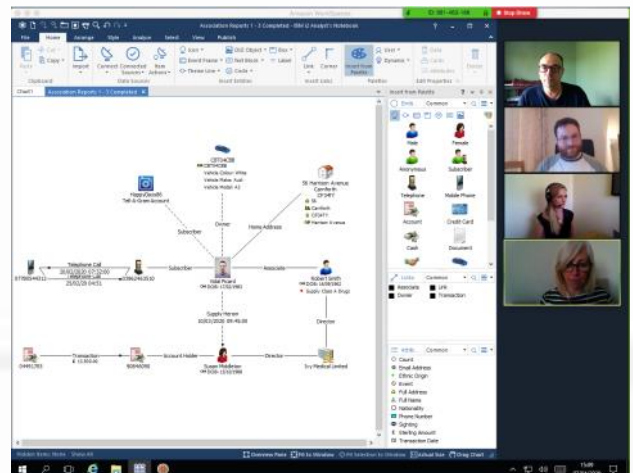
Do I Need Access to an i2 Software License?

No, we will provide everything you need in terms of i2 software and training materials. We use Amazon WorkSpaces (AWS) that can be accessed from a variety of computers including Windows, Mac and Linux.

The environment is quick and responsive, excellent for training. AWS is also being used by companies as their main i2 environment.

This training environment has been setup for us by Keith at S-Branch, who we have known for many years.

If you would like more information on S-Branch please visit www.s-branch.co.uk.



For More Information

Please note we are working hard to add more modules in addition to the 4 in our latest schedule (Page 4).

If you would like to book one of these modules, or require further information, please get in touch with us by email, telephone or visit the website:

Info@shortestpathtraining.co.uk

+(44) (0)1223 967100.

<http://shortestpathtraining.co.uk>

Featured Online Course



Analyst's Notebook Creating an Association Chart

Duration: 2 hours

Cost: £100 pp + VAT

Online - Live virtual classroom training, guided by one of our experienced i2 trainers, and with each delegate accessing a personal virtual machine

Class size: A maximum of 10 delegates

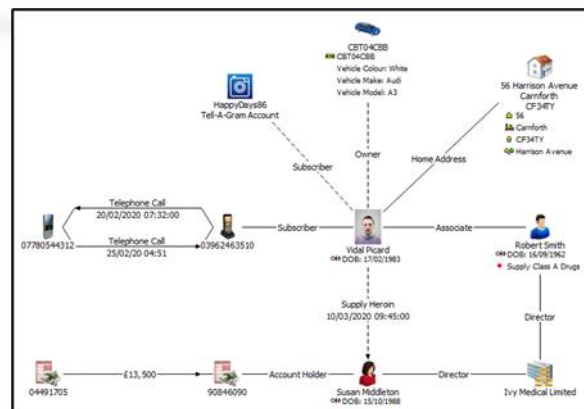
Create a chart for more than just a simple visualisation. Learn to structure your charts correctly to enable effective analysis

Topics Covered Include

Introduction to Analyst's Notebook

Structuring association charts:

- Entity Types
- The significance of Identities & Labels
- Adding Attributes for structure
- Adding a photo to an Entity
- Where to put Date & Time
- Why use Link Types
- Adding Arrows to Links
- Using Line Strengths
- How structure effects simple searching



What skills will I gain?

You will learn how to:

Build and structure association charts to enable your understanding of key concepts of Entities and Links; such as Identity, Date & Time, and Attributes allowing the effective creation of charts for accurate analysis.

What can I expect?

Our experienced trainers will provide a tutor led supportive training environment using a video conferencing platform – we will make the session friendly and interactive where you can ask questions and talk to the trainer, as well as other delegates. To make sure you have plenty of hands-on experience using the software we will provide each delegate with a virtual machine which will have all the i2 software and course files you will need.

Is this the right course for you?

This course is aimed at new and self-taught users, or those who want to refresh their knowledge.

SPT Online Course Schedule

April — May 2020

Description	Date(s)	Time
Analyst's Notebook Creating an Association Chart	Wed 22 Apr	14:00-16:00 (UK Time)
Analyst's Notebook Creating an Association Chart	Fri 24 Apr	14:00-16:00 (UK Time)
Analyst's Notebook Creating an Association Chart	Tue 28 Apr	14:00-16:00 (UK Time)
Analyst's Notebook Creating an Association Chart	Thu 30 Apr	14:00-16:00 (UK Time)
Analyst's Notebook Creating an Association Chart	Mon 4 May	14:00-16:00 (UK Time)
Analyst's Notebook Creating a Timeline Chart	Tue 5 May	14:00-16:00 (UK Time)
Analyst's Notebook Creating a Timeline Chart	Wed 6 May	14:00-16:00 (UK Time)
Analyst's Notebook Creating an Association Chart	Mon 11 May	14:00-16:00 (UK Time)
Analyst's Notebook Creating a Timeline Chart	Tue 12 May	14:00-16:00 (UK Time)
Analyst's Notebook Creating a Timeline Chart	Wed 13 May	14:00-16:00 (UK Time)
iBase Introduction to Searching and Queries	Thu 14 May	14:00-16:00 (UK Time)
iBase Introduction to Searching and Queries	Fri 15 May	14:00-16:00 (UK Time)
Analyst's Notebook Introduction to Importing	Mon 18 May	14:00-16:00 (UK Time)
Analyst's Notebook Introduction to Importing	Tue 19 May	14:00-16:00 (UK Time)
Analyst's Notebook Introduction to Importing	Wed 20 May	14:00-16:00 (UK Time)
iBase Introduction to Searching and Queries	Thu 21 May	14:00-16:00 (UK Time)
iBase Introduction to Searching and Queries	Fri 22 May	14:00-16:00 (UK Time)
Analyst's Notebook Creating an Association Chart	Tue 26 May	14:00-16:00 (UK Time)
Analyst's Notebook Creating a Timeline Chart	Wed 27 May	14:00-16:00 (UK Time)
iBase Introduction to Searching and Queries	Thu 28 May	14:00-16:00 (UK Time)
Analyst's Notebook Introduction to Importing	Fri 29 May	14:00-16:00 (UK Time)